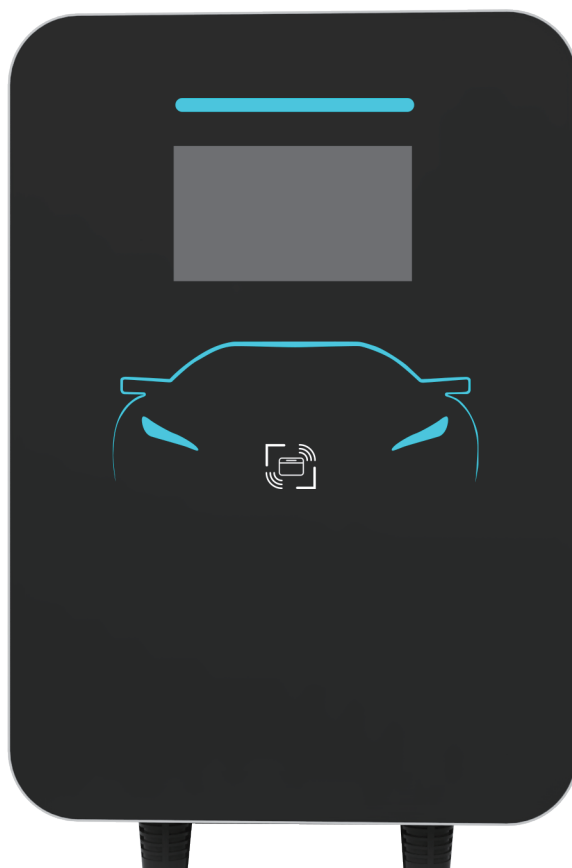


Product specification



product name: 11kW three-phase AC charging pile

document number: SIC-WL2022

Version number: 1.0

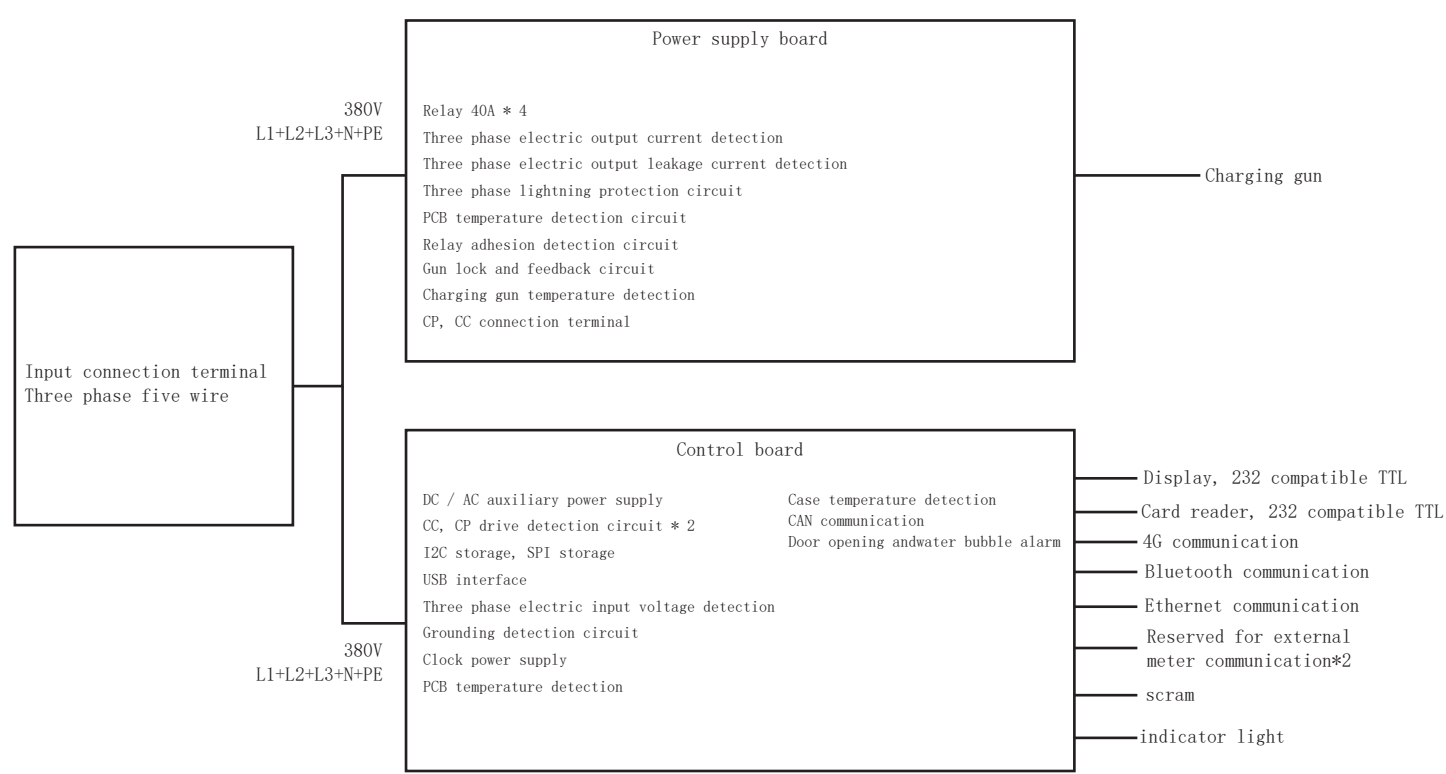
1、Product overview

This product is 11KW three-phase AC charging pile, which is composed of charging pile body, wall hanging backplane, etc. It is mainly used for AC charging of electric vehicles. This product has Bluetooth, Ethernet, 4G, APP control, reservation charging, current switching, charging protection and other functions. This product adopts the industrial design principle and has multiple protection functions such as emergency stop grounding / leakage, which can ensure the safe operation of this product. The protection grade of the whole product reaches IP54, with good dust-proof and waterproof functions, and can operate safely outdoors. 11KW three-phase AC charging pile adopts modular design, which can facilitate the later maintenance of the product.

2、Product features

- Charging pile with 4.3 inch screen, real-time display of charging data.
- The smart chip can automatically repair common charging errors and ensure the stable operation of the product
- Charging pile has over temperature, over voltage, over current, under voltage and other protection functions, and equipped with indicator light warning.
- Bluetooth, WiFi, 4G, Ethernet and other connection modes.
- App can remotely monitor the charging pile / charging station.
- OCPP1.6. Shared charging, which can be used by more than one person.

3、Solution diagram



4、Performance and technical parameters

4.1、Working environment conditions

Environmental parameters						
project		parameter	use	transport	storage	remark
climate condition	Temperature	low temperature	-25℃	-25℃	-25℃	
		high temperature	50℃	50℃	50℃	
		humidity	0-95%HR	0-95%HR	0-95%HR	
		The altitude	<2000m	<2000m	<2000m	Derating above
	atmospheric pressure		70~106kPa	/	/	
Cooling way			Natural air cooling			

4.2、The input parameters

project	Rated value	remark
input voltage	AC380V (L1, L2, L3+N+PE)	
Input frequency	60Hz	

4.3、Output parameters

project	Rated value	Range	remark
output voltage	AC380V (L1, L2, L3+N+PE)	AC380V (L1, L2, L3+N+PE)	
output power	11kW	11kW	
Output current	16A	0A~16A	

5、Tool list

Serial number	Name	quantity	remark
1	AC pile wall hanging plate	1	Product comes with
2	Small yellow croaker expansion screw	9	Comes with the product (suitable for wall-mounted version)
3	Impact drill + drill bit	1	Prepare by yourself
4	Cross screwdriver (large 6 * 100mm)	1	Prepare by yourself
5	Level ruler (length 400-600mm)	1	Prepare by yourself
6	Marking pen (oily pen)	1	Prepare by yourself
7	Hammer (1kg)	1	Prepare by yourself
8	5*6mm ² Cable	As required	Prepare by yourself
9	PVC wiring trough	As required	Prepare by yourself
10	leakage circuit breaker	1	Parameters are for reference only Prepare by yourself as required
11	Lightning protection switch	1	Parameters are for reference only Prepare by yourself as required

Tips:

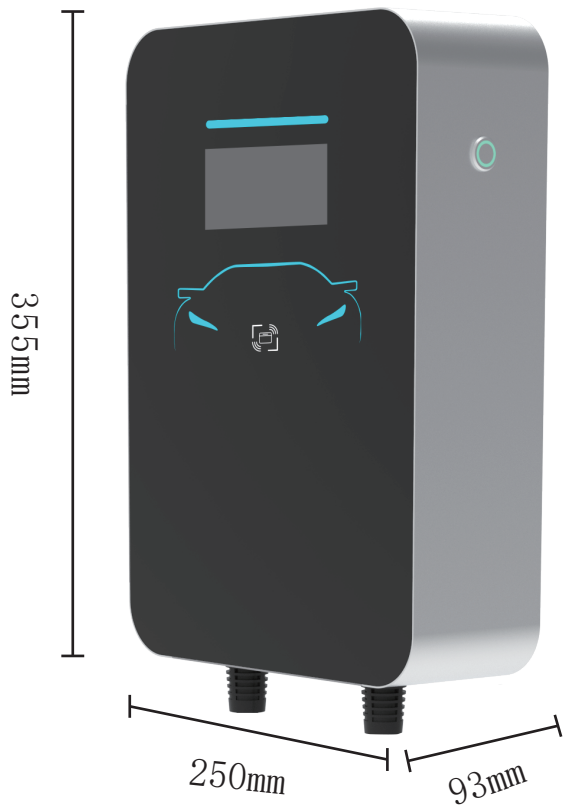
Leakage air switch can be selected (rated current $\geq 40\text{A}$ 230V), which can be prepared according to the actual demand.

It is recommended to drill holes in the wall at a height of 1.2-1.5m, level with a level ruler, mark the hole position with a marker according to the size diagram of the back plate provided, drill holes with an impact drill with a diameter of 6mm and a hole depth of 55mm, and use an iron hammer to knock the expansion pipe into the wall.

Secure the mounting plate to the wall using five M4.0 self-tapping screws using a screwdriver. Ensure that the mounting plate is secure.

Fix the charging pile according to the hook on the hanging plate. It is recommended to hang it from top to bottom. Finally, lock the anti-theft screw at the bottom to complete the installation.

6、Appearance and size of charging pile



7、STANDARD

- IEC 61851-1:2017 《Electric vehicle conductive charging system - Part 1: General requirements》
 - IEC 62196-2 : 2016 《Plugs, socket-outlets, vehicle connectors and vehicle inlets
- Conductive charging of electric vehicles -
- Part 2: Dimensional compatibility and interchangeability requirements for a.c. pin and contact-tube accessories》